


Official agent Benelux

www.ipspumps.be



2" FULL FREE PASSAGE  
SUBMERSIBLE SEWAGE PUMP


**HIPPO**  
SERIES 50HZ



HIPPO-50Q



HIPPO-50Q+QH coupling foot



Vortex Impeller

**Features**

- Vortex impeller design
- 2" discharge with PT inner thread
- 2" (50mm) solid free passage
- EKK Eagle Burgmann double mechanical seal
- CA/CE & SIC/SIC
- Stainless Steel motor housing

**Applications**

- For heavy-duty applications with soiled biological wastewater, sewage, rainwater
- For both domestic and professional use

**Specifications**

Liquid Temperature		0~40°C (32~104°F)
Submersible depth		10M
Motor Part	Frequency	50Hz
	Pole	2 Pole
	Type	Dry Type
	Insulation	0.5~1HP:Class B 1.5~2HP:Class F
Pump Part	Protection	IP 68
	Protector	Auto-cut
	Bearing	Ball Type
	Mechanical seal	Double Mechanical Seal
Impeller		Vortex Impeller

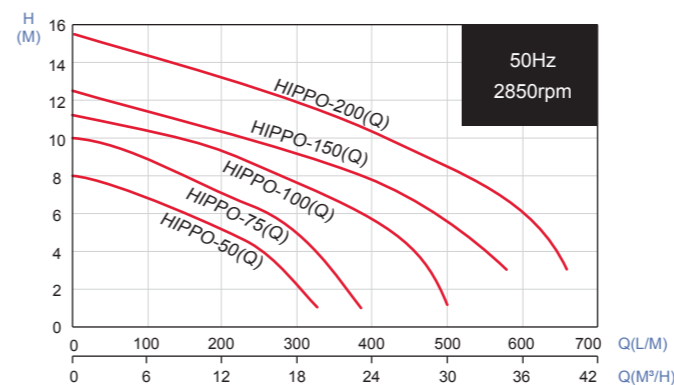
**Data Chart**

Type	Output		Discharge	F.L.A.		Rated		Maximum		Free Passage	Weight(W/O Cable)	
	HP	kW		1ø 230V	3ø 400V	Head M	Cap. LPM	Head M	Cap. LPM		mm	1ø-kg
HIPPO-50(Q)	0.5	0.37	2"	4.2A	1.6A	4.5	240	8	330	50	12.9 (14.3)	12.9 (14.3)
HIPPO-75(Q)	0.75	0.55	2"	5.5A	1.8A	6.4	240	10	390	50	13.9 (15.3)	13.9 (15.3)
HIPPO-100(Q)	1	0.75	2"	7.2A	2.5A	7.7	300	11.3	500	50	15.4 (16.8)	15.4 (16.8)
HIPPO-150(Q)	1.5	1.1	2"	9A	2.8A	8	390	12.5	580	50	24.2 (26.2)	24.2 (26.2)
HIPPO-200(Q)	2	1.5	2"	12A	3.9A	10	420	15.5	660	50	25.2 (27.2)	25.2 (27.2)

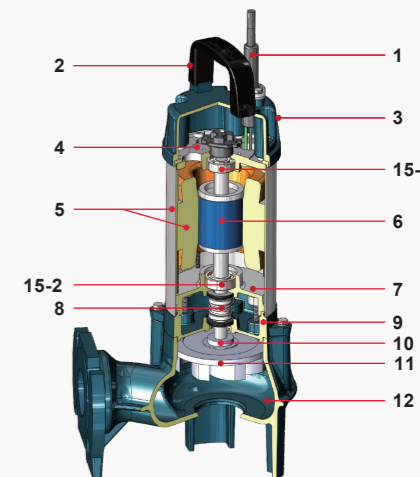
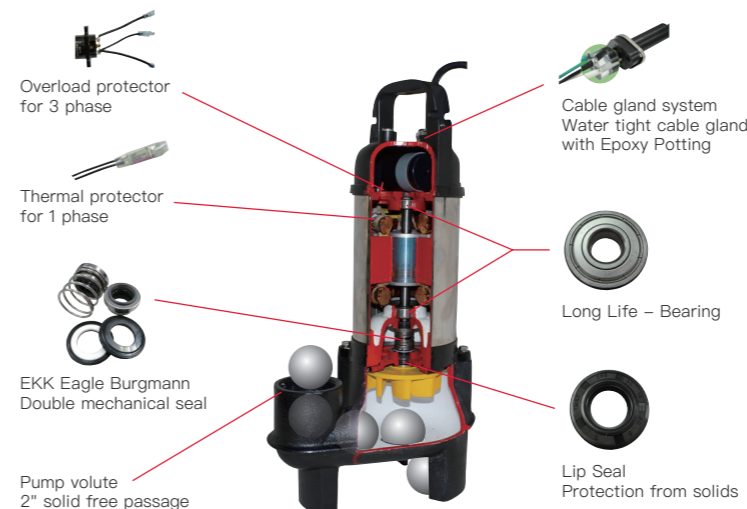
» HIPPO series standard version features a vertical, threaded outlet pump body.  
» (Q) in the name-coding identifies the pump with horizontal flanged outlet.

» QH coupling foot is suitable for HIPPO Q type models.  
» All single-phase pumps can be equipped with float switch upon request.

**Performance Curve**



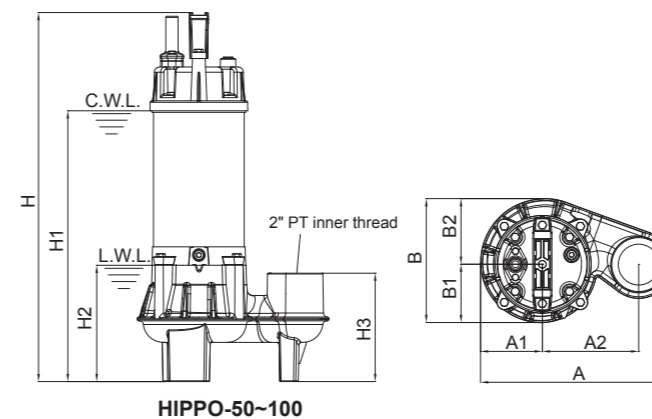
All technical information is subject to change without notice.



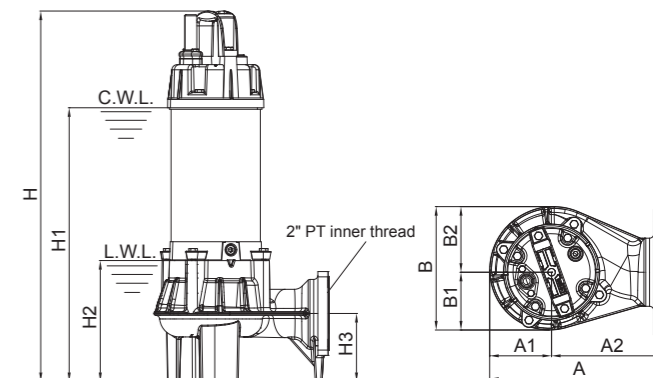
**Parts and Material List**

No.	Part	Material
1	Cable	H07RN-F
2	Handle	Nylon6
3	Motor Cover	PA66+30GF (0.5~1HP) EN-GJL-200 (1.5~2HP)
4	Bracket	EN-GJL-200
5	Motor Housing + Stator	AISI 304
6	Shaft with Rotor	AISI 410
7	Oil Chamber	EN-GJL-200
8	Mechanical Seal	Upper : CA / CE Lower : SIC / SIC
9	Seal Housing	EN-GJL-200
10	Lip Seal	NBR
11	Impeller	EN-GJL-200
12	Pump Casing	EN-GJL-200
15-1	Upper Bearing	NTN/TPI
15-2	Lower Bearing	NTN/TPI

TPI is a family brand of NTN group.



HIPPO-50~100



HIPPO-50Q~100Q

**Dimensions (mm)**

Type	A	A1	A2	B	B1	B2	H	H1	H2	H3
HIPPO-50	260	89	125	170	90	80	466	336	151	141
HIPPO-50Q	235	85	150	170	85	85	470	342	161	90
HIPPO-75	260	89	125	170	90	80	482	352	151	141
HIPPO-75Q	235	85	150	170	85	85	486	358	161	90
HIPPO-100	260	89	125	170	90	80	496	366	151	141
HIPPO-100Q	235	85	150	170	85	85	500	372	161	90
HIPPO-150	272	93	130	187	87	100	506	376	151	143
HIPPO-150Q	248	93	155	190	95	95	510	373	158	90
HIPPO-200	272	93	130	187	87	100	520	396	151	143
HIPPO-200Q	248	93	155	190	95	95	530	393	158	90